

COLLAPSED RUDIMENTS

THE CHAPIN LEGACY

COLLAPSED RUDIMENTS

THE CHAPIN LEGACY: A DRUMMING UNIVERSE BEYOND

The Quantum Mechanics of Rudiments | 21st Century Drum Set Applications

By

Claus Hessler with Dom Famularo

Based on the concepts of Jim Chapin

Edited by Joe Bergamini | Page Design and Engraving by Claus Hessler

Cover Design by Mike Hoff | Foreword by David Garibaldi



WIZDOM MEDIA PUBLICATIONS

www.wizdom-media.com

Copyright © 2025 by Wisdom Media LLC

All Rights Reserved. Exclusively distributed by Alfred Music Publishing Co., Inc.



Stream or download the video
content for this book.
To access, visit: alfred.com/redeem

Enter the following code:
00-52418-755491

No part of this book may be photocopied or reproduced in any way, including digital reproduction or sharing on the internet, without the written consent of the publisher. Unauthorized uses are an infringement of the US Copyright Act and are punishable by law.

Claus HESSLER

- 1 -

Dom FAMULARO

"An educational book by Claus Hessler is an instant must-have. Claus's concepts and knowledge truly stand out, and with this book, his sources of inspiration and influences become even more apparent. It's wonderful to see that even someone of Claus Hessler's caliber had mentors and teachers who guided him along the way. Even more inspiring is how Claus continues to support his students and anyone eager to learn by generously sharing his knowledge. With its deep dive into the world of collapsed rudiments, this book opens up fresh perspectives for drummers of all levels. There's always a rudiment waiting to be rediscovered. Thank you, Claus, for your years of dedication and continuous support of the next generation of drummers! Big hug!"

-Anika Nilles

Drummer with Nevell, Jeff Beck, Rush | Educator | Author

"This book is designed for the conscientious and inquisitive player. It can be there to help one develop an understanding of the few but deep complexities of drumming that few choose to explain as one travels their route to establishing a strong musical base as a percussionist specializing in drum set performance. It could be a good place to get your much of your questions answered."

-Billy Cobham

Drumming Legend with Mahavishnu Orchestra, Miles Davis, Brecker Brothers | Author | Educator

"Claus Hessler is the leading proponent of the collapsed/expanded rudiment concept. Drumming guru Jim Chapin developed the idea and Claus has developed the concept to an artform. Practicing and mastering these stickings and rhythms is beneficial in learning how closely related what were previously thought of as unrelated rhythms and stickings. I've expanded my rhythmic palette by working on a number of the collapsed/expanded rudiments and I look forward to working on more! Thank you Claus for developing this innovative idea."

-Steve Smith

Drumming Legend with Journey and Vital Information | Educator | Author

"This book is a giant step forward in the understanding of rudimental drumming. It is an intellectual approach to how collapsing and expanding existing rudiments creates other existing rudiments. Collapsed and expanded rudiments is about introducing a groundbreaking and previously overlooked system, a methodology that can be applied to any pattern in drumming from easy to extremely advanced. Anyone who pursues its pages is sure to see improvement in their drumming."

-John Beck

Professor Emeritus of Percussion, Eastman School of Music | Mentor of Steve Gadd

"Claus Hessler's new book is an encyclopedia of concepts expanding on the visionary teaching of Jim Chapin. The book has really gotten me thinking of new ideas. Grab your sticks and eyeglasses and dig in!"

-John Riley

Drummer | Educator | Author of *The Art of Bop Drumming*

"Claus is a world-class drummer who, fortunately for all of us, also has the ability to share his extensive knowledge in a clear and accessible way. This book is a true enrichment to my playing, as it opens up new perspectives on familiar stickings and rudiments, and I look forward to working with it."

-Jost Nickel

Drummer with Jan Delay | Educator | Author

"Claus Hessler's Collapsed Rudiments is a fascinating look into the microcosm of drumming technique. It is by far the most comprehensive analysis of drumming theory I have ever seen and yet the book also offers incredibly useful practical applications. No other book has ever allowed me to dive this deep into sticking patterns, rudimental techniques and fluid time and flexible spacing of notes. It is truly a mind-bending experience and a must-read for any serious drummer"

-Thomas Lang

Drummer with Falco and Paul Gilbert | Educator | Clinician

This book...

took much longer to complete than I anticipated, with numerous unexpected challenges arising; the pandemic was merely a minor disruption in the grand scheme. I lost my partner in crime, Dom Famularo, during the writing of this release. When Dom suddenly fell ill, other matters took on greater significance. 2023 proved to be a difficult year, marked by several personal losses, with Dom's passing in September being just one of them. It took a considerable amount of time before I felt ready to continue this work. As a result, I left many passages referring to "we" instead of "I," not having the heart to change the perspective of authorship. I hope you understand.

This book holds special meaning for me in many ways: It not only connects my previous work as an author and educator in a cohesive manner, but it also evokes a wealth of memories that remind me of the people I lost during the creation of this manual.

Dedicated to my mentors and friends

Dominick Salvator "Dom" Famularo
"The Global Ambassador of Drumming"
(August 26, 1952 - September 27, 2023)

James Forbes "Jim" Chapin
"The Father of Independence"
(July 23, 1919 - July 4, 2009)



Contents

Credits and Personal Thank You's 6
 A Word on Dynamics 6
 Drum Map | Notation 7
 Foreword by David Garibaldi 8

Chapter I: Get Yourself Ready

About This Book 10
 Pumping Motion Update 1. 14
 Pumping Motion Update 2. 15
 Accent Study Reinterpretation - Snare 16
 Accent Study Reinterpretation - Drum Set 17
 Conclusion 19

Chapter II: Introducing the Concept

Collapsed Rudiments: A Definition 21
 Knowing Your Rudiments and Their Inner Structures 21
 Analysing Rudimental Relationship 22
 Second Thoughts About the "Flam Universe" 23
 Clarification on the Coup De Charge | Coup De Coulé 24
 The Game-Changing Effect of Dynamic Levels 25
 Giving the Drag a Place 26
 A View Inside the Rudimental Quantum Foam 27
 Double Drag Tap | Expanded Variations | Quintuplet to Septuplet 28

Chapter III: Technical And Coordinative Groundwork

Technical and Coordinative Groundwork 30
 Section 1: Collapsing & Expanding Single Stroke Structures | 16th & 32nd Notes | Expanding to X-Tuplets 31
 Section 1: Collapsing & Expanding Single Stroke Structures | 16th & 32nd Notes | Drum Set Application 33
 Section 1: Collapsing & Expanding Single Stroke Structures | 16th & 32nd Notes | French "Coup de Charge" Structures 35
 Section 1: Collapsing & Expanding Single Stroke Structures | 16th & 32nd Notes | Flat Flam Structures 37
 Section 1: Collapsing & Expanding Single Stroke Structures | 16th & 32nd Notes | Expanding to X-Tuplets 39
 Section 1: Collapsing & Expanding Single Stroke Structures | 16th & 32nd Notes | Flam Combinations 41
 Section 1: Collapsing & Expanding Single Stroke Structures | 8th Note Triplets | Expanding to X-Tuplets 43
 Section 1: Collapsing & Expanding Single Stroke Structures | 8th Note Triplets | French "Coup de Charge" Structures 45
 Section 1: Collapsing & Expanding Single Stroke Structures | 8th Note Triplets | Flat Flam Structures 47
 Section 1: Collapsing & Expanding Single Stroke Structures | 8th Note Triplets | Expanding to X-Tuplets 49
 Section 1: Collapsing & Expanding Single Stroke Structures | 8th Note Triplets | Flam Combinations 51

 Section 2: Collapsing & Expanding Double Stroke Structures | 16th & 32nd Notes | Expanding to X-Tuplets 53
 Section 2: Collapsing & Expanding Double Stroke Structures | 16th & 32nd Notes | Accent & Soft Flam Combination 55
 Section 2: Collapsing & Expanding Double Stroke Structures | 16th & 32nd Notes | Expanding to X-Tuplets 57
 Section 2: Collapsing & Expanding Inverted Double Stroke Structures | 16th & 32nd Notes | Expanding to X-Tuplets | No Accents 59
 Section 2: Collapsing & Expanding Inverted Double Stroke Structures | 16th & 32nd Notes | Unaccented Flams 61
 Section 2: Collapsing & Expanding Double Stroke Structures | 8th-Note Triplets | Expanding to X-Tuplets 63
 Section 2: Collapsing & Expanding Double Stroke Structures | 8th-Note Triplets | Accent & Soft Flam Combination 65
 Section 2: Collapsing & Expanding Double Stroke Structures | 8th-Note Triplets | Expanding to X-Tuplets 67
 Section 2: Collapsing & Expanding Inverted Double Stroke Structures | 8th-Note Triplets | Expanding to X-Tuplets 69
 Section 2: Collapsing & Expanding Inverted Double Stroke Structures | 8th-Note Triplets | Unaccented Flams 71

Section 3: Collapsing & Expanding Syncopation Concepts | The Standard Case 1 73
 Standard Syncopated Reading Text 74
 Section 3: Collapsing & Expanding Syncopation Concepts | The Standard Case 2 75
 A Word on Orchestration 76
 A Word on Reading Texts 76
 Computed Reading Text 77
 Section 3: Collapsing & Expanding Syncopation Concepts | The Standard Case 3 78
 Reverse Syncopation Studies | Inward Paradiddle 80
 Reverse Syncopation Studies | Flam Accent 81
 Reverse Syncopation Studies | Flam Accent Twister 82
 Ultimate Challenges: Collapsed Twos 83
 Ultimate Challenges: Collapsed Threes 84
 Ultimate Challenges: Collapsed Threes And Twos | Moving the Twos..... 84
 Ultimate Challenges: Collapsed Threes And Twos | Moving the Threes 85
 Conclusion 87

Chapter IV: Expanding & Collapsing An Existing Rudiment Creates Another Existing Rudiment

Non-Alternating Flams are Collapsed Single Strokes 89
 Half Drags are Collapsed Flam Taps 90
 Inverted Flam Taps are Collapsed Single Strokes 92
 Alternating Flams are Collapsed Double Strokes 93
 Flam Accents are Collapsed Single Paradiddles 94
 Pataflafas are Collapsed Paradiddle-Diddles 95
 Double Drag Taps are Collapsed Drag Paradiddles #1 96
 Single Flammed Mills are Collapsed 5-Stroke Rolls 99
 Flammed 5-Stroke Rolls are Collapsed Paradiddle-Diddles 100
 Single Ratamacues and Maermeli are Collapsed Double Paradiddles 102

Chapter V: Expanding & Collapsing An Existing Rudiment Creates A New Rudiment

A Creative Generator for Drumming Vocabulary | Rudimental Background of "Soul Vaccination" 107
 A Creative Generator for Drumming Vocabulary | Rudimental Background of the "Blushda" 109
 The Big Step: Developing Your Own Set of Rudiments 110
 Single Drag Tap | Flam Accent Twister | French Army Triplet 111
 Single Drag Tap | Shifted Variations 112
 Single Drag Tap | Shifted Variations | Three-Note Grouping Application 113
 Lesson 25 | Lesson 26 | French Flammed Mill 114
 Double Drag Tap | Flammed Reveille | Trap Reveille 115
 Trap Reveille | Shifted Positions 116
 5-Stroke Roll | Flatafla | French Roll 117
 6-Stroke Roll | Pataflafla Coulé | 6-Stroke Roll Coulé 118
 Collapsed 6-Stroke Roll Variations | Different Positions 119
 Paradiddle-Diddle | Paradifliddle | Moulin Sauté 120
 Paradifliddle | Five-Note Groupings 121
 Final of Seven | Pataflafla Sauté | Final of Cuba 122
 Final of Seven | Pad and Drum Set Variations 123
 8-Stroke Roll | Pataflaflafla | 8-Stroke Roll Coulé 124
 Expanded 8-Stroke Roll Variations | Snare and Drum Set Exercises 125
 9-Stroke Roll | Little Five | Flatafla Army Triplet 126
 Collapsed 9-Stroke Roll Variations | Different Positions 127
 Maermeli Stroke | Trap Maermeli | Coup Basse-Franconie 128
 Overcharged Double Drag Tap | 6-Stroke Rolled Mill | Big Nine 129

Overcharged Double Drag Tap | Expanded Variations | Isolating Hands 130
 Overcharged Double Drag Tap | Expanded Variations 131
 8-Stroke Roll and 5-Stroke Roll Cluster | Big Eleven 132
 Big Eleven | Expanded and Collapsed Variations 133
 Conclusion 136

Appendix | Further Sources 137
 Video Playlist 138

Credits and Personal Thank You's

I would like to thank these companies and their wonderful people for their continued support:

- Mapex Drums www.mapexdrums.com Sabian Cymbals www.sabian.com
- Promark Sticks www.daddario.com Evans Drumheads www.daddario.com
- Gon Bops Percussion www.gonbops.com Sontronics Microphones www.sontronics.com
- CRS Cymbal Resonance System www.crsnorway.com Polynome iOS Metronome www.polynome.net
- Alfred Music Publishing www.alfred.com Hudson Music www.hudsonmusic.com
- Wizdom Media www.wizdom-media.com

I would also like to thank these amazing fellow drummers for their testimonials and endorsements; in alphabetical order:

- John Beck, Billy Cobham, David Garibaldi, Thomas Lang, Jost Nickel, Anika Nilles, John Riley, Steve Smith.
- Back cover photo by Matt Owens/Sweetwater Sound.

Learning Aid | Video - PolyNome App



This icon means there is accompanying video for a certain page. Click the icon (if you are using the digital version of this book) or go to the streaming/download page indicated inside the front cover (for the print version) to watch Claus demonstrate the patterns on pad, snare, or drum set.



As an additional learning aid you'll find a selection of exercises with the PolyNome metronome app. Take the rhythms in this book off the page, hear how they sound and slow them down. Use it to program any exercise, change sounds between hands, mute one part to test your independence, or loop and build ideas step by step. A handful of examples are already waiting for you – just scan the QR code (or go to polynome.net/claus) to download them. You'll also find video tutorials showing exactly how to explore the full potential of PolyNome as a creative learning companion.

A Word On Dynamics

In many cases, music notation grapples with balancing accuracy of execution and interpretation with accessibility and ease of reading. Our topic here is no exception. It often seems reasonable to view rudiments and their interpretation as a three-level dynamic setting consisting of:

- ▶ **Dominant Accents** (mostly single strokes): These are represented with a regular-sized notehead, usually accompanied by an accent symbol above or below to indicate the dynamic range.
- ▶ **Important Core Notes** (also mostly singles): These dominant notes stand out dynamically but are softer than the accents. They contribute to creating a certain "melody" within the pattern.
- ▶ **Background** (often double strokes): Dynamically, these notes represent the lowest level but should still be performed with articulation and precision.

When any of these three levels are absent in your rudiments, it typically results in a lack of depth in expression and articulation. Although most (US) standard rudiments come with a defined set of dynamics, there can be various sonic "landscapes," variations, and dynamics such as crescendos or decrescendos. With that in mind we created the following system for notation:

Drum Map | Notation

In this book, we primarily utilize a single-line system for notation, as used in various rudimental traditions across Europe. The right hand is indicated above the line, while the left hand is below. If you're left-handed or wish to focus on your weaker hand, simply reverse the order. Alternatively, you can think of it as "hand A" (above) and "hand B" (below). We have also incorporated dynamics by varying the size of the noteheads to some extent. This approach allows for accents, dominant notes, and soft notes to be displayed in distinct ways. Additionally, pay attention to the option for accented grace notes and soft flams, even as they transition towards drum set adaptation. Also refer to the pages dedicated to the "Flam Universe" later in this book.

Rudimental Notation:
 Accented Notes Dominant Notes Soft Notes Flams

Drum Set Notation:
 Ride Cymbal Hi-Hat Snare Bass Drum Flams

Many snare and pad exercises can be directly translated using this notation system. Just envision that "above the line" corresponds to the hi-hat, while "below the line" refers to the snare. Hi-hat accents can be effectively reinforced with an additional bass drum note. For softer notes on the hi-hat, we maintain the regular notehead size for the sake of reading. Keeping this in mind, a typical "snare to drum set translation" looks like this:

Drumset Adaptation: From Snare to Drumset

The rooftop-like collapsing symbols are designed to indicate areas within a sticking where we compress the distance between notes into a smaller space. This may lead to a flam or a "double stroke"/"drag-like" interpretation, which can also be adapted for the drum set using the same mechanics explained above. In some instances, we also utilize a "reverse" rooftop sign to indicate where we expand the distances between two notes into a larger space.

Collapsing Symbols

Foreword

The concept of collapsed rudiments presented in this book is that of creative master teacher Jim Chapin. Jim was an open-minded, modern drumming pioneer and in 1948, published arguably the most groundbreaking drum set instruction book in history, *Advanced Techniques for the Modern Drummer*. That book, all about limb independence, is still being studied today. For those of you not familiar with Claus, he studied with Jim Chapin and Dom Famularo and has authored several great books of his own.

Initially, this work was to be co-written with Dom, but after Dom passed away, Claus was grieving from that loss and two in his family, so understandably the book sat dormant. Time has passed and Claus has now continued the important work of finishing and releasing this book. The subject of "collapsed rudiments" was one of Jim's great ideas that he didn't have the chance to write about. Inside is a fresh and creative look at the world of rudiments, of which Claus is an expert.

Check out his book, *Camp Duty Update* for some background on what you'll find here. This is not just another book about rudiments, it's a modern approach to building one's own personalized rudiment "database" that is rooted in the solid European traditions of rudimental drumming. Think, expanding your vocabulary.

While the subject of the book is collapsed rudiments, it's also a powerful study in ear training: HOW to hear these rhythmic shifts as they expand and contract. It's with great love and respect that I present to you the work of these masters. Enjoy!!!

David Garibaldi



David and Dom at Dom's 70th birthday party, August 26, 2023.



CHAPTER I.

Get Yourself Ready

Understand the "Chapin view" of things, the benefits of the system and added understanding of technical components.

About This Book

You may say,

"I already struggle to grasp the basic rudiments as they are; why would I add another layer of complexity?"

Ultimately, the benefits are straightforward to recognize but challenging to fully grasp. Personally, this book weaves together all my previous works and teachings in a unique and unexpected way. Through the writing and refining process, I realized how everything comes "full circle."

The focus on collapsed and expanded rudiments introduces a groundbreaking and often-overlooked methodology applicable to any drumming pattern—from the simplest to the most complex. I've also learned that not everything simple in structure is easy to execute. This topic has fundamentally transformed my teaching concepts and techniques. In a nutshell, it's all about:

▶ **... ULTIMATE ABILITY FOR DYNAMICS in any desired place:**

No matter if an accented stroke, a ghost note or something "in between" - no matter in what place and arrangement of notes.

▶ **... ULTIMATE CONTROL OF RHYTHMIC DISTANCES of strokes to each other:**

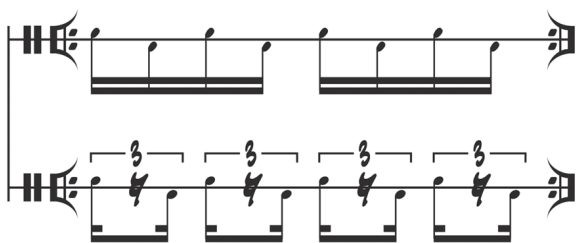
On single strokes, double strokes and their combinations - which also includes any possible setting that may be looked at as kind of a "flam" (meaning to have to notes of whatever dynamic setting in a more or less "close" distance).

KNOWING ABOUT COLLAPSED RUDIMENTS TEACHES YOU ...

▶ **... deeper understanding of rhythmic and coordinative structures:**

Enhanced control of rhythmic distances—from strokes of the same hand to alternating singles and any combination—offers drummers the ultimate rhythmic mastery. This captivating aspect significantly elevates our craft. Check out the following example:

Moving from straight 16th-note rhythm to a "shuffle" rhythm ...



or flams:



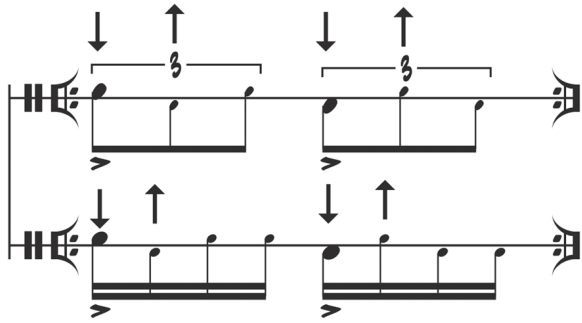
Takeaway: It all comes down to single strokes at varying distances. Mastering these simple examples with consistent precision is a truly challenging task for any drummer.

KNOWING ABOUT COLLAPSED RUDIMENTS TEACHES YOU ...


► ... improved understanding of fundamental technical structures

Have you ever noticed that "hand-to-hand" triplets share the same "up/down" mechanics as a *single paradiddle*? Similarly, the *single drag tap* has the same mechanics as the *inward paradiddle*. It all comes down to a deeper understanding of drumming mechanics, the arrows here relate to the motion of the hand while executing the stroke. Check out the example:

Similarities in up/down strategy and sticking:



"Hand-to-hand" triplets > *Single Paradiddle*

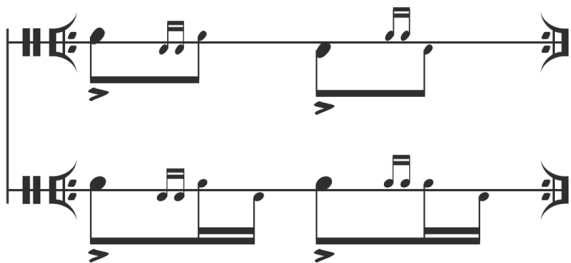


Inward Paradiddle > *Single Drag Tap*

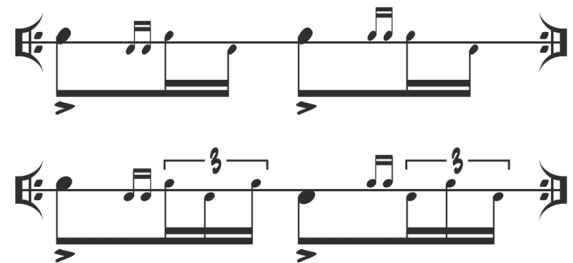
► ... awareness of common ground between certain rudiments:

Once you recognize how closely related certain patterns are, it's only a matter of time before you begin experimenting with your own combinations. You're no longer just reproducing existing material; you're creating your own playground. From a *single drag tap* to *lesson 25*, it's just one extra stroke—and the same goes for producing a *single ratamacue*. Ever thought about that? Check out the example:

Similarities in structure between different rudiments:



Note how the *lesson 25* just adds one note to the *single drag tap* - which makes the transition between them very smooth.



Note how the *lesson 25* can be transformed into the *single ratamacue* by just adding one more note.

KNOWING ABOUT COLLAPSED RUDIMENTS TEACHES YOU ...

▶ **... how to widen your spectrum of creating modern drum set applications:**

By applying different rhythmic shapes to the same sticking, you unlock a whole new world of possibilities. Expanding the rhythmic distance on drags, as seen in traditional American rudimental drumming, is crucial for exploring applications on the drum set. Yes, there are literally billions of combinations. Drumming is a lifelong learning journey, so why not approach it from another perspective? Watch the example:

Expanding the *lesson 25* into two different quintuplet settings:

Turning the *lesson 25* (or "*quick Scotch*" in ancient sources) into a contemporary quintuplet structure.

▶ **... to connect traditional and contemporary aspects of drumming:**

Using "flat flams," a term coined by the late great Joe Morello, is an essential tool for transferring rudimental phrases to the drum set. In doing so, we help keep the history of our instrument alive, which I consider a vital task. Check out the example:

A *pataflafla* structure | Drum set application:

A *lesson 25* structure | Drum set application:

Note how the "flat flam" strategy easily creates samba-like applications. On the right example, the second note of the drag is turned into a flat flam on the count of "&".